

★ ULTIMATE · 27' · 300HP SUZUKI

SPORT 860

THE ULTIMATE SPORT RIB.

ULTIMATE MODEL

LUXURY DAY BOAT

COASTAL PATROL

OFFSHORE FISHING

OPEN OCEAN

27'

LENGTH

300 HP

SUZUKI

62 MPH

TOP SPEED

74 GAL

FUEL TANK



STARTING AT **\$127,500**

(833) 742-2628

sales@ribitboats.com

Westchester, NY · Fort Lauderdale, FL

THE ULTIMATE SPORT EXPERIENCE.

RIB-IT

SP860 · 27' ULTIMATE SPORT CENTER CONSOLE



16 PASSENGERS · PREMIUM INTERIOR · DUAL T-TOP

5' 8" Internal Beam · Raymarine 10" MFD · Boss Marine 6-Sprk + Sub



300HP SUZUKI FLY-BY-WIRE · 62 MPH

GMR Fantom Radar · Windlass 150ft · SS Swim Ladder Std

SP860 ULTIMATE STANDARD PACKAGE

300HP Suzuki Fly-By-Wire

GMR Fantom 18x Radar

Raymarine 10" MFD

ICOM Flush VHF

Boss Marine 6-Sprk + Sub

74-Gal Under-Console Tank

Windlass 150ft Rode

SS Swim Ladder Std

12V Multi-Drawer Fridge

STARTING AT

\$127,500

TECHNICAL SPECIFICATIONS

RIB-IT

SP860 · 27' ULTIMATE SPORT CENTER CONSOLE

27'

LENGTH

300HP

ENGINE

62MPH

TOP SPEED

74gal

FUEL TANK

HULL & STRUCTURE

Hull Material	Ultra-light Aluminum
Deadrise	26°
Tube Material	ORCA Hypalon
Tube Diameter	22"
Air Chambers	6
Deck Flooring	Nonskid Deluxe Teak EVA

DIMENSIONS & CAPACITY


Length	27' (8.6m)
Width	9' 7"
Internal Width	5' 8"
Net Weight (300HP)	3,150 lbs
Max Load	2,725 lbs
Max Passengers	16
Max HP	300 HP
Engine Config.	Single (L) Shaft

ENGINE & CONTROL

Engine	300HP Suzuki 4-Stroke
Control System	Fly-By-Wire — Suzuki Precision Control
Steering	SeaStar First Hydraulic
Top Speed	62 MPH
Fuel Tank	74-Gal EPA In-Deck Under Console
Engine Gauges	Suzuki SMG — NMEA Integrated

ELECTRONICS & NAVIGATION — ALL STANDARD

MFD / Chartplotter	Raymarine Elements 10" — NMEA
Radar	GMR Fantom™ 18x Dome — Black
VHF Radio	ICOM Flush Mount — Folding Antenna
Stereo	Boss Marine 6 Spkr + 8-Ch Amp + Sub
Windlass	Electric — 150 ft Rode — Standard
Refrigeration	12V Multi-Drawer Pull-Out — Standard



STANDARD EQUIPMENT & UPGRADE OPTIONS

RIB-IT

SP860 · ULTIMATE SPORT CENTER CONSOLE

INCLUDED WITH EVERY SP860

- ✓ 300HP Suzuki 4-Stroke with Power Tilt & Trim — Single (L) Shaft
- ✓ Fly-By-Wire — Suzuki Precision Control System — Standard
- ✓ SeaStar First Hydraulic Steering — Standard
- ✓ Raymarine Elements 10" MFD — NMEA Engine Integration with Transducer
- ✓ GMR Fantom™ 18x Dome Radar — Black — Standard
- ✓ ICOM Flush-Mounted VHF Radio with Folding Antenna — Standard
- ✓ Suzuki SMG — NMEA Engine Gauge — Standard
- ✓ Boss Marine 6-Speaker + 8-Channel Amp + Subwoofer — Standard
- ✓ Electric Windlass with 150 ft Rode — Standard
- ✓ Stainless Steel Swim Ladder — Standard
- ✓ 12V Multi-Drawer Pull-Out Refrigeration System — Standard
- ✓ Multiple USB Inputs — Standard
- ✓ ORCA Hypalon Tubes — 6 Air Chambers, 22" Diameter
- ✓ Ultra-light Aluminum Hull, Console & Superstructure
- ✓ Nonskid Deluxe Teak EVA Floors · LED Lighting · Navigation Lights
- ✓ EPA 74-Gal In-Deck Under-Console Tank · 12V Battery · Bilge Pump

UPGRADE OPTIONS

Upgrade Garmin MFD 18" Touch Screen	+\$1,850
Fusion Stereo System (4 Speakers, Amp & Sub)	+\$1,200
Permateak Decking	+\$4,100
Underwater Lights	+\$650

SP860 VS SP680 — THE STEP UP

SP680



24' · 250HP · 54 MPH
40-Gal Tank · 13 PAX
\$112,500

SP860 ★

27' · 300HP · 62 MPH
74-Gal Tank · 16 PAX
\$127,500

CONTACT RIB-IT

 (833) 742-2628 ·  sales@ribitboats.com

 ribitboats.com ·  Westchester, NY · Fort Lauderdale, FL

RIB-IT
SP860 · THE ULTIMATE SPORT
RIB

PHONE
**(833) 742-
2628**

EMAIL
sales@ribitboats.com

WEBSITE
ribitboats.com

LOCATIONS
**Westchester, NY · Fort
Lauderdale, FL**

SP860 · Ultimate Sport Center
Console
Starting at \$127,500