



HYBRID SERIES · 13 FT · T-TOP

HYBRID 390

POWER · COMFORT · PERFORMANCE

RECREATIONAL

SPORT

FAMILY

DAY CRUISING

WATER SPORTS

13ft

LENGTH

60HP

SUZUKI 4-STROKE

42MPH

TOP SPEED

7

PASSENGERS



STARTING AT \$26,000

(833) 742-2628
sales@ribitboats.com
Westchester, NY · Fort Lauderdale, FL



BUILT FOR EVERY ADVENTURE

Hypalon Tubes · Ultra-light Aluminum Hull · Raymarine MFD · 60HP Suzuki · Every H390 ships fully equipped

RECREATIONAL BOATING

The H390's 13-foot aluminum hull with 22° deadrise handles any conditions — from glassy bays to open water — with confidence and comfort.

[BAY CRUISING](#) [OPEN WATER](#) [SUNSET RUNS](#)

WATER SPORTS

42 MPH top speed with a 60HP Suzuki 4-stroke makes the H390 a serious tow boat. Pull tubes, wakeboarders, and skiers with ease all season long.

[TUBING](#) [WAKEBOARDING](#) [SKIING](#)

FAMILY DAYS OUT

7-passenger capacity, 1,425 lb max load, deluxe foam cushions, and teak EVA floors make the H390 the ultimate family RIB for a full day out.

[7 PASSENGERS](#) [1425 LB LOAD](#) [TEAK EVA FLOORS](#)

DAY CRUISING

Raymarine Elements 7" MFD with GPS and NMEA engine integration plus an 8-gallon EPA-compliant bow fuel tank make longer runs effortless.

[RAYMARINE GPS](#) [8 GAL TANK](#) [NMEA INTEGRATED](#)

FISHING

Raymarine Elements 7" with fishfinder transducer, stable Hypalon tubes, open deck layout, and LED lit cupholders make the H390 a premium fishing platform.

[FISHFINDER](#) [STABLE PLATFORM](#) [LED CUPHOLDERS](#)

WEEKEND GETAWAYS

Boss Marine Bluetooth stereo, LED lighting, standard T-top option, swim ladder, and a spacious 13-foot deck make the H390 the weekend boat of choice.

[BOSS MARINE STEREO](#) [T-TOP OPTION](#) [SPACIOUS DECK](#)

TECHNICAL SPECIFICATIONS

13ft
LENGTH

60HP
ENGINE

42MPH
TOP SPEED

7
PASSENGERS

HULL & STRUCTURE

Hull	Ultra-light Aluminum
Deadrise	22°
Tube Material	Hypalon
Tube Diameter	48 cm (19")
Air Chambers	3
Deck Flooring	Nonskid Teak EVA

ENGINE & PERFORMANCE

Engine	60HP Suzuki 4-Stroke
Shaft	20"
Features	Power Tilt & Trim
Top Speed	42 MPH
Fuel Tank	8 Gal Bow (EPA)
Steering	SeaStar First (NFB)

DIMENSIONS & CAPACITY

Length	13 ft
Beam	7 ft 1 in
Net Weight	810 lbs (w/ 50HP)
Max Passengers	7
Max Load	1,425 lbs
Max HP	60 HP

ELECTRONICS

MFD	Raymarine Elements 7"
Sonar	NMEA + Transducer
Stereo	Boss Marine BT + 6"
Switch Panel	12V + Voltmeter
Bilge Pump	Automatic
Lighting	LED + LED Cupholders



STANDARD EQUIPMENT & UPGRADE OPTIONS

INCLUDED WITH EVERY H390

- ✓ 60HP Suzuki 4-Stroke with Power Tilt & Trim (20" Shaft)
- ✓ Raymarine Elements 7" MFD — NMEA Integrated with Engine, Transducer
- ✓ EPA Compliant 8-Gallon Fuel Tank in Bow Locker
- ✓ SeaStar First Stainless Steel Mechanical Steering with NFB Helm & Cabling
- ✓ Nonskid Deluxe Teak EVA Floors
- ✓ LED Lighting with LED Lit Cupholders
- ✓ Navigation Lights & Removable Anchor Light
- ✓ 12V Switch Panel with Voltmeter
- ✓ Automatic Bilge Pump
- ✓ 12V Marine Battery with Battery Box
- ✓ Boss Marine Bluetooth Stereo with 6" Deluxe Speakers
- ✓ Deluxe Perforated Dry Foam Cushions
- ✓ Storage Locker Seat & Bow Storage
- ✓ Bow Anchor Tray
- ✓ Two Oars, Foot Pump & Repair Kit

OPTIONAL UPGRADES

Stainless 3-Bladed Propeller	+\$375
Light Bar Arch	+\$450
Stainless Steel Swim Ladder	+\$300
Folding Bimini with Sunbrella (any color)	+\$950
Fixed T-Top with Sunbrella (any color)	+\$1,150
Underwater Lights	+\$650





WARRANTY

Suzuki Engine	7 Years
Hypalon Sponsons	7 Years
Hull & Superstructure	10 Years

100% Financing Available

Flexible financing on all RIB-IT models. Contact us for a quote.

CONTACT US

-  (833) 742-2628
-  sales@ribitboats.com
-  ribitboats.com
-  Westchester, NY · Fort Lauderdale, FL